

**AL-KO**

QUALITY FOR LIFE

Member of **DEXKO**  
GLOBAL

# MODULAR TRAILERS

## VERSATILE TRANSPORT SOLUTIONS



# COMFORT ON TWO WHEELS

Whether for motorcycles, quads or bicycles: WHEELY, WHEELY-Duo and TRAIGO offer you the freedom to transport your equipment safely and flexibly. Their clever features, modular construction method and high-quality workmanship make them the perfect transport solution. **Discover these versatile solutions for your travel adventures.**





# STRONG, LIGHT, VERSATILE – WHEELY, WHEELY-DUO & TRAIGO

**ROBUST AND MODULAR** – PERFECT FOR MOTORCYCLES, SCOOTERS, BICYCLES & QUAD BIKES

Whether for motorcycles, scooters, quads or bicycles – the versatility of our trailers impresses in every situation. Their clever, modular design offers maximum flexibility and ensures the highest level of holiday comfort. With clever features such as weight redistribution,

optional storage boxes and side walls, they can be adapted to any journey and purpose. Hot-dip galvanised frame and aluminium anodised components guarantee durability and safe driving pleasure – **the perfect choice for every adventure.**



## WHEELY – YOUR FLEXIBLE CHOICE FOR UNLIMITED FREEDOM

The WHEELY from SAWIKO is more than just a means of transport – it makes every journey easier. With an unladen weight of just 215 kg and a payload of up to 950 kg, it combines lightness with an excellent loading capacity. The modular design adapts flexibly to motorcycles, scooters or bicycles. Clever functions such as a tilting mechanism and weight transfer ensure comfort and safety, while **the robust construction ensures unforgettable adventures.**



Highlight video

1



## WHEELY DUO – PERFECT FOR TWO

2

The WHEELY DUO safely transports up to two motorcycles or a large quad bike. Modular, robust and with a payload increase of up to 950 kg, it adapts flexibly to your adventures. Steady legs and 100 km/h approval make it the perfect choice for traveling with a motorhome or van. **Experience freedom and flexibility – with the WHEELY DUO**



## TRAIGO – LIGHT, FLEXIBLE, RELIABLE.

3

The TRAIGO transports bicycles or scooters safely and flexibly. With only approx. 150 kg unladen weight, aluminium platform and hot-dip galvanised frame, it combines lightness, robustness and driving pleasure – **the ideal choice for your travels.**

# TECHNICAL DETAILS

## FOR MORE COMFORT AND SAFETY



### MODULAR FRAME CONNECTION

It can be extended by up to 300 mm to adjust the drawbar length. The axle can be moved to adapt to the load.


### FOLDABLE RAMP

Length unfolded approx. 227 cm, folded approx. 115 cm. Load capacity up to 340 kg



### RAMP SECURELY STOWED

Drive-on rail bracket with safety cotter pin and rubber-protected mount.




### CARGO OPTIMALLY SECURED

Wheel chocks with quick-release ratchet for bicycles.



### SECURE STANCE

Rear support for a secure stance while loading.



### HIGH FLEXIBILITY

Wheel chock for scooters on the TRAIGO platform, infinitely adjustable.



# TECHNICAL DATA & ACCESSORIES – EVERYTHING AT A GLANCE

WHEELY & WHEELY-Duo	Item no.	Price in €
Wheely without conversion kit, 750 kg unbraked	1629257	2356
Wheely without conversion kit, 750 kg braked	1629753	2705
Wheely-Duo without conversion kit, 750 kg braked	1629669	3586
TÜV – individual payload increase approval from 750 kg to 950 kg	1629813	361
100 km/h approval	1629349	50

## WHEELY

- I Usable area: 2000x800 mm
- I Loading height: approx. 620 mm
- I Total length:  
unbraked 1900–2500 mm  
braked 2100–2700 mm
- I Total width: approx. 2250 mm
- I Perm. gross weight: 750 kg
- I Unladen weight approx. 215 kg

## WHEELY DUO

- I Usable area: 2000x1550 mm
- I Loading height: approx. 620 mm
- I Total length: 2800–3400 mm
- I Total width: approx. 2250 mm
- I Perm. gross weight:  
Braked 750 kg
- I Unladen weight: approx. 280 kg



TRAIGO & ACCESSORIES	Item no.	Price in €
TRAIGO 500 basic version	1629683	1899
Conversion kit for 1 scooter	1629685	214
Conversion kit 4 bicycles on platform	1629783	436
Conversion kit 2 bicycles on platform (not illustrated)	1629784	251
Conversion kit 2 bicycles over the drawbar	1629743	315
Steady leg right inc. mounting and spring bolt	1629760	70
Clearance light, long version incl. adapter plate	1629761	108
Holding arm short	1628937	62
Holding arm long	1628939	66
Holding arm XL	1628940	72
Ring bolts set	1629631	19
100 km/h approval	1629349	50

## TRAIGO

- I Usable area: 1900x720 mm
- I Loading height: approx. 640 mm
- I Length: 1830 mm
- I Width: 1950 mm
- I Total height: 1410 mm
- I Perm. gross weight: 500 kg
- I Unladen weight: approx. 150 kg



Conversion kits		
Conversion kit for 1 scooter inc. access ramp	1629540	285
Conversion kit for extendable bumper	1629258	262
Conversion kit 1 bicycle on extendable bumper	1629675	141.50
Conversion kit 1 bicycle in front of retaining bracket	1884603	198
Conversion kit for 1 motorcycle inc. access ramp	1629301	335
Conversion kit for 2 motorcycles inc. ramp for WHEELY-Duo	1629670	451
MP3 conversion kit with three-part loading ramp	1629346	589
Conversion kit 2 bicycles in front of retaining bracket	1629348	258
Conversion kit 2 bicycles on extendable bumper	1629259	275
Conversion kit Twizy/QUAD for WHEELY DUO	1884608	694
Conversion kit 4 bicycles on the platform	1887825	533
Conversion kit load area extension to 1100 mm	1629739	465
Changeover unbraked to braked	1887506	827
Mechanical lift device for motorcycles	1629546	1229

Storage space	Item no.	Price in €
Ultra Box 360 lockable for V-drawbar	1629543	829
WHEELY aluminium side walls, 300 mm high	1629548	384.50
WHEELY aluminium side walls, 600 mm high	1623464	697
WHEELY Duo aluminium side walls, 300 mm high	1629857	498
WHEELY Duo aluminium side walls, 600 mm high	1884609	900
Aluminium box for V-drawbar, lockable (only in combination with 1629260)	1629261	297
V-drawbar basic holder (necessary for aluminium box)	1629260	120

Storage space	Item no.	Price in €
Ultra Box 360 lockable for V-drawbar	1629543	829
WHEELY aluminium side walls, 300 mm high	1629548	384.50
WHEELY aluminium side walls, 600 mm high	1623464	697
WHEELY Duo aluminium side walls, 300 mm high	1629857	498
WHEELY Duo aluminium side walls, 600 mm high	1884609	900
Aluminium box for V-drawbar, lockable (only in combination with 1629260)	1629261	297
V-drawbar basic holder (necessary for aluminium box)	1629260	120

Accessories	Item no.	Price in €
Spare wheel carrier for trailer wheel	1629249	89
Spare wheel 195/50/R13 loose on steel rim	1629413	191.50
Folding lock for unbraked trailer (not suitable for braked version)	1629547	113
Lock for braked trailer	1732594	102
Spare wheel carrier for towing vehicle wheel under the platform (max. tyre width 210)	1629676	128
"Basic" strap set	1629542	66
"Premium" strap set with hooks and Spannfix	1629302	128
Manual cable winch with deflection	1629347	128
Folding, drive-on ramp, curved, up to 340 kg load	1629284	150.50
Holding arm to secure handlebars	1629541	+97
MP3 ramp elevation	1629626	39
Main bracket in front of platform for Boxer engines	1884599	45
Basic holder lowered for braked trailer	1884604	119
Ring bolt set	1629340	14
Bicycle holding arm for WHEELY long	1887826	85
Bicycle holding arm for WHEELY short	1888936	79
AL-KO PROSAFE wheel claw – anti-theft protection, inc. storage case	1733706	220





1 scooter



Extendable bumper



1 bicycle on extendable bumper



1 bicycle in front of retaining bracket



1 motorcycle



MP3 with 3-part ramp



2 bicycles in front of retaining bracket



2 bicycles on extendable bumper



Load area extension to 1100 mm



Lift device for motorcycles



Ultra Box for V-drawbar



Aluminium side walls 300 mm high



Aluminium side walls 600 mm high



Aluminium side walls 300 mm high



Aluminium side walls 600 mm high



Aluminium box for V-drawbar



Basic holder V-drawbar



Spare wheel carrier for trailer wheel



Folding lock



Spare wheel carrier for vehicle wheel



Manual cable winch with deflection



Holding arm to secure handlebars



Ramp elevation



Retaining bracket in front of platform



Basic holder lowered



Strap set basic



Strap set premium



Bicycle holding arm short



Bicycle holding arm long



AL-KO PROSAFE



# LOADING MOTORCYCLES – **EASILY, QUICKLY, SAFELY**

From scooters to heavy machines, the clever sled and rocker system lets you load your motorcycle quickly, safely and effortlessly. Ideal for motorhomes, trailers or vans – **and always ready when you need it.**





# READY TO GO QUICKLY – EASY MOTORCYCLE LOADING

## MORE DRIVING PLEASURE, LESS EFFORT – WITH MOTORCYCLE LOADING AID

Whether it's a scooter or a heavy machine, simply drive into the front wheel rocker, secure the wheel, and let the electric or manual cable winch do the work. No manoeuvring, no laborious lashing to the platform or

in the vehicle. Thanks to a clever sled, the motorcycle glides smoothly over the loading ramp, which can be stowed away to save space. **Ideal for motorhomes, trailers, vans or pickup trucks.**



### FOR THE REAR GARAGE – LOAD MOTORCYCLES EFFORTLESSLY

The motorcycle loading aid lets you load scooters or heavy motorcycles easily into the rear garage of your motorhome. The front wheel can be easily lashed to the outside of the rear garage. Just lash the rear after stowing it away – and that's it! **Store your motorcycle quickly, conveniently and without any extra help.**



### SAFELY STOWED IN THE TRAILER

Perfectly tailored to your trailer – the loading aid pulls even heavy machines effortlessly on board using a cable winch. **Simple, secure and convenient – the ideal solution for your trailer.**

## AT A GLANCE

- | Electric cable winch with wired remote control as standard
- | Smooth-running AL-KO manual cable winch for the trailer version
- | Curved ramp, consisting of 2 individual components, loadable up to approx. 370 kg
- | Sled-mounted front wheel rocker
- | Loading height for the rear garage adjusted to approx. 620 mm. The motorcycle can be pulled a few centimetres into the springs before loading
- | The ramp is universally adaptable to other loading heights
- | Max. rear tyre width 185 mm. Other tyre widths possible with optional components
- | For all variants: Fix the front wheel, load it, then lash the motorcycle rear properly.



## LOADED COMFORTABLY INTO THE VAN

The motorcycle loading aid lets you load scooters or heavy motorcycles easily into your van. Simply drive up, secure it and pull it in safely using a cable winch – **quickly, comfortably and without any extra help.**



## SIMPLY LOAD IT ONTO THE WHEELY

Loading a motorcycle onto the WHEELY is a piece of cake: drive up, secure it, and load it effortlessly using the cable winch. **No manoeuvring, no feats of strength.**

# INDIVIDUAL COMPONENTS


## PUT TOGETHER THE RIGHT CONFIGURATION FOR YOU

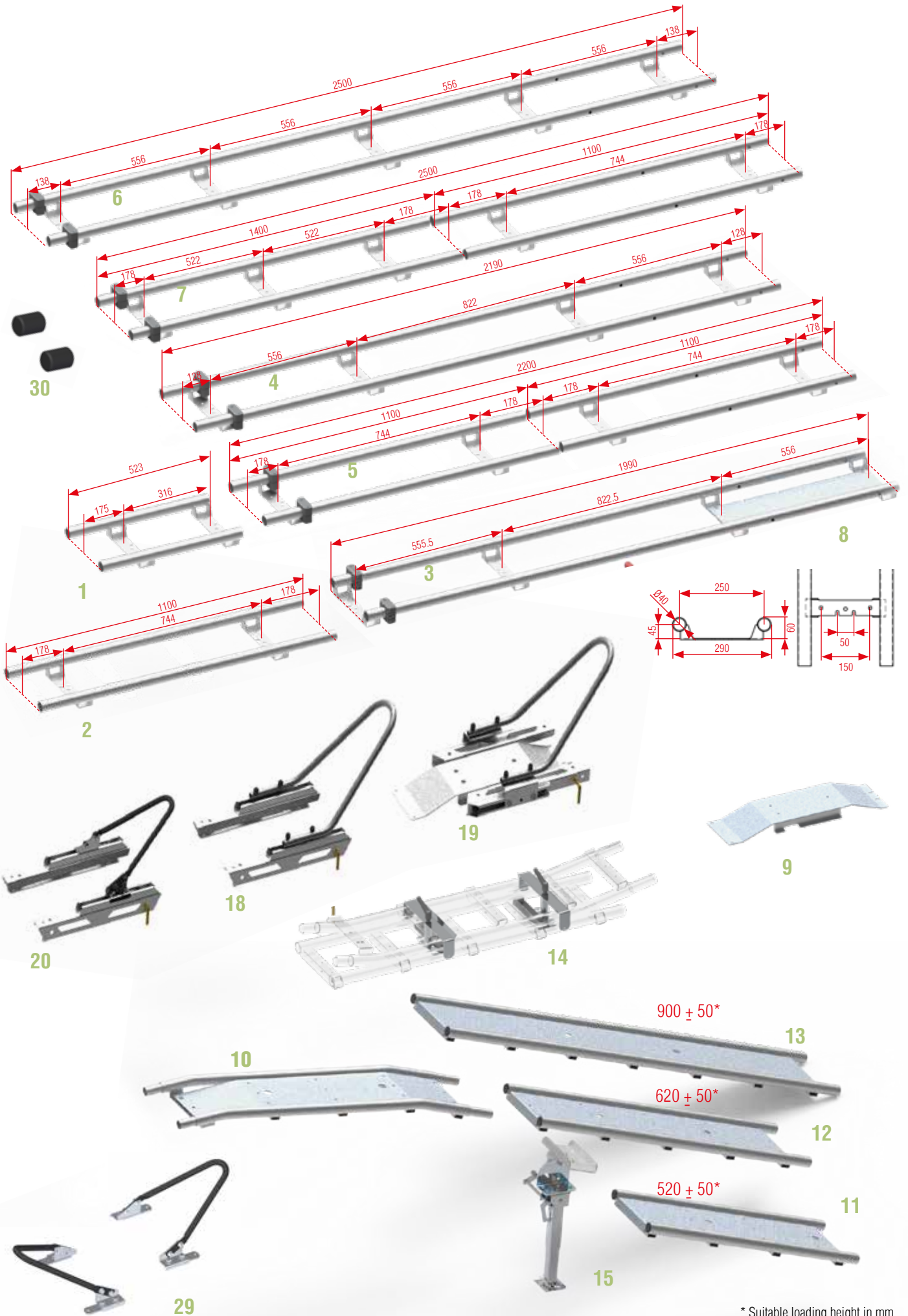
The necessary mounting material is included with all components. The system is suitable for platform and box trailers, motorhome rear garages, vans and pick-ups. **The right solution for every application.**

## ORDERING INFORMATION

- | Please pay attention to the garage and axle load of your motorhome
- | Please state your vehicle data when ordering
- | Other versions upon request
- | Be sure to include the tyre size of your motorcycle
- | Request data sheet

Rails	Item no.	Price in €
1 Rail 500 mm	1881462	86
2 Rail 1100 mm	1881515	133.50
3 Rail 1990 mm	1886097	180.50
4 Rail 2190 mm shipping only with forwarding agent	1886857	227.50
5 Rail 2200 mm (split) for parcel shipping	1888099	246.50
6 Rail 2500 mm shipping only with forwarding agent	1885904	240
7 Rail 2500 mm (split) for parcel shipping	1888100	257.50
8 Cover plate 600x165 mm	1881283	28
9 Rear tyre elevation for tyres 180–380 mm	1629902	59.50
Ramps	Item no.	Price in €
10 Curved ramp	1885897	240
11 Ramp 850 mm	1886904	175.50
12 Ramp 1100 mm	1885900	191.50
13 Ramp 1600 mm	1881514	211
14 Transport support for ramp	1885901	99
15 Ramp support	1886101	179.50
Front tyre sled	Item no.	Price in €
16 Sled tyre width max. 180 mm	1885898	285
17 Sleds for scooter	1886855	285
Rear tyre wheel holder	Item no.	Price in €
18 Rear wheel support up to max. 180 mm	1885902	189
19 Rear wheel support up to max. 250 mm	1886848	225.50
20 Rear wheel support scooter	1886856	189
Winch and accessories	Item no.	Price in €
21 Cable winch 6 metre strap incl. Cable winch 6 metre strap incl.	1885896	158
22 Cable winch 10 metre nylon rope incl. holder & 90° angle bracket	1886775	202
23 Cable winch 10 metre nylon rope incl. ground holder	1885906	170
24 12 V e-cable winch incl. holder and wired remote control	1885905	506
25 Remote control inc. receiver	1628286	46
26 Central deflection pulley	1885895	66.50
27 Outer deflection pulley	1885907	59.50
28 90° angle adapter incl. accessories	1623429	13
29 Conversion kit scooter/motorcycle or motorcycle/scooter	1886616	118
30 Pipe coupling set	1888078	23.50





\* Suitable loading height in mm

# AL-KO

QUALITY FOR LIFE

[www.alko-tech.com/en\\_gb](http://www.alko-tech.com/en_gb)

[www.sawiko.com/en\\_gb](http://www.sawiko.com/en_gb)



Member of **DEXKO**  
GLOBAL

Part No. 1628239 – Subject to modifications in response to technical developments.  
No liability accepted for mistakes and printing errors. Issue 01/2026